

PALM SUNDAY



WHAT ARE PLUG-IN MISSIONS?

There's always time to learning about missions, and Plug-In Missions Discipleship makes it easy. Plugin Missions resources are downloadable, 30-minute lessons that can be "plugged in" anytime, anywhere. These resources are perfect for VBS, Wednesday night, family devotions, lunch and learn gatherings, seasonal events, homeschooling, afterschool programs, church business meetings, and more!.

KYWMU.ORG/KIDS

MONDAY

TUESDAY

WEDNESDAY





THURSDAY

FRIDAY

SATURDAY

SUNDAY

HOLY WEEK



PALM SUNDAY

HOLY WEEK | Lesson 1

FOCUS SCRIPTURE(S)

Matthew 21:1-11

OBJECTIVE

Children will learn ways to praise God and share his goodness with others.

MATERIALS

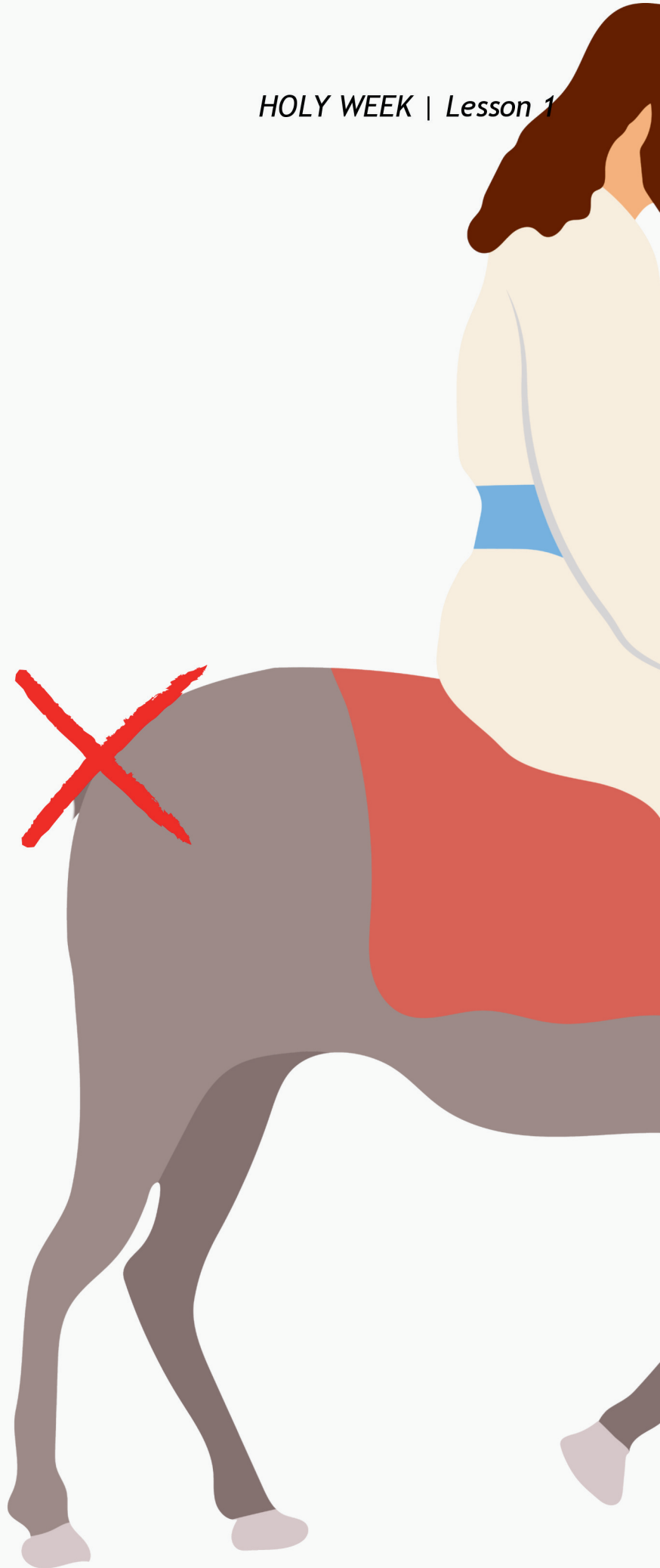
- Pin the Tail on the Donkey game (SAMPLE ATTACHED)
- paper palm leaves (SAMPLE ATTACHED)
- chart paper,
- markers,
- pencils
- wall calendar (SAMPLE ATTACHED)

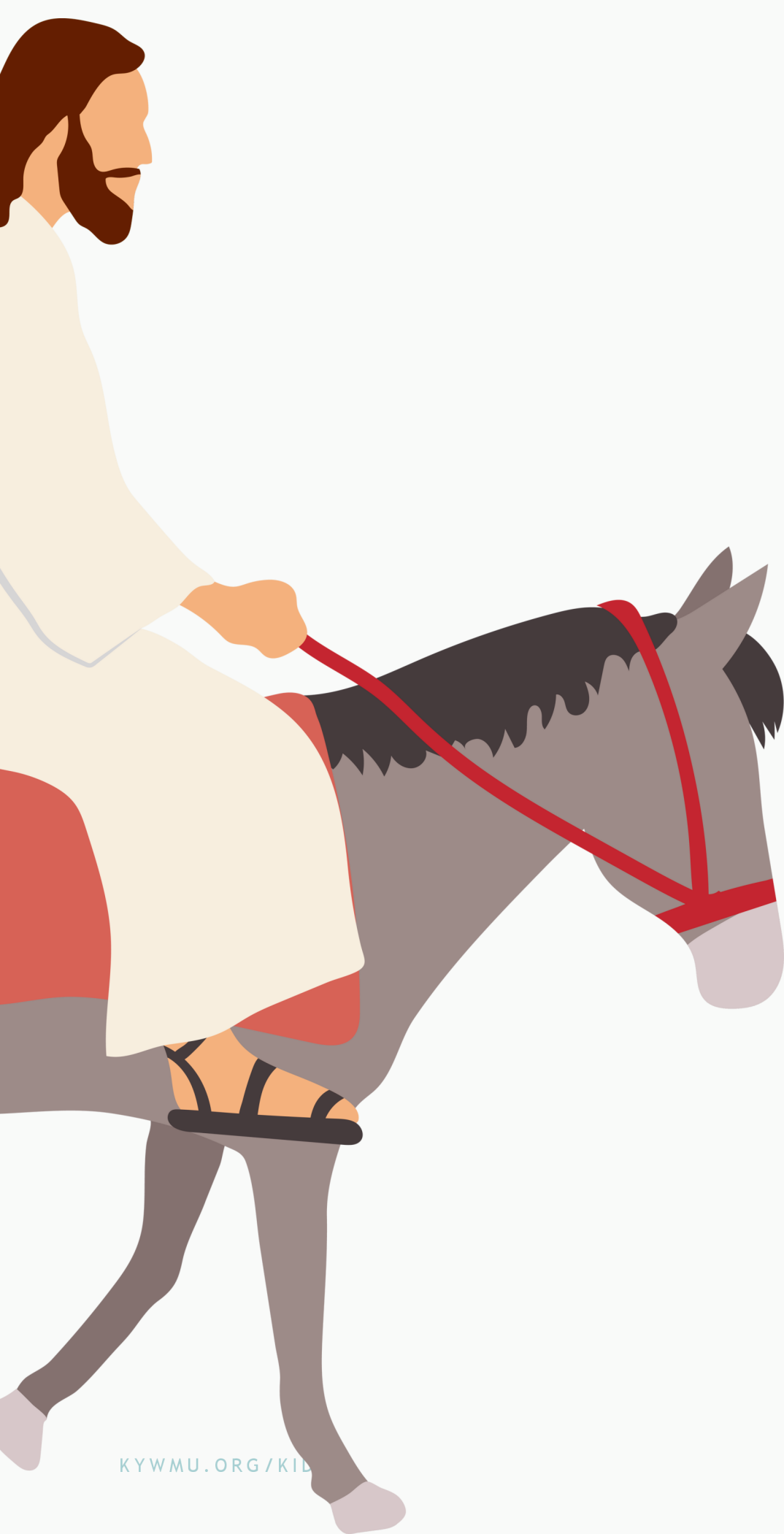
PREPARATION


1. Pray for each child in your group.
2. Set up Pin the Tail on the Donkey game.
3. Cut palm leaves from green paper (or print on green paper), one per child.
4. Make 2 copies of the attached skit.
5. Print Matthew 21:9 on the board or chart paper.
6. Choose a praise song familiar to your kids.

LESSON


1. Play a game of Pin the Tail on the Donkey. Make sure each child gets a turn.
 - a. Say: *Jesus rode a donkey's colt on a special day we call "Palm Sunday."* (Show Palm Sunday on the calendar.) *Palm Sunday begins "Holy Week." Today we're going to find out why it's called Palm Sunday. In the next few weeks, we'll learn about some other days in "Holy Week."*
2. Assign two kids to be disciples and one child to be Jesus. Give each of the other children a palm leaf. Explain that you will read the story about Palm Sunday in the Bible. Kids will act out the story as you read. Before you read, designate locations in your room (village, Mt. of Olives). Instruct kids to read Matthew 21:9 from the board when you indicate.
3. Read Matthew 21:1-11.
4. Ask: *What did the people say about Jesus?* (Matthew 21:9)
5. Ask: *What can you say about Jesus?* Lead kids to write words and phrases about Jesus on the graffiti wall.
6. Ask two volunteers to read the attached skit.
7. Give each child a palm leaf and a pencil. Invite them to write something they want to share about Jesus on their palm leaves.
8. Sing a familiar praise song.
9. Pray that children will get an opportunity to share what they know about Jesus.







DONKEY TAILS



palm leaf template



PALM SUNDAY SKIT

1st Kid: Would you like to go to church with me?

2nd Kid: What do you do at church?

1st Kid: We learn about God and worship him.

2nd Kid: What is worship and what do you learn?

1st Kid: Worship is celebrating God's greatness, goodness, and love. We learn how wonderful God is. In the Bible it says:

“For God so loved the world that he gave his one and only Son so that whoever believes in him will not die but will have eternal life.” (John 3:16)

KIDS

plug-in
Missions

HOLY WEEK

*30-minute missions lessons about Palm Sunday,
The Last Supper, The Crucifixion, & the
Resurrection*