

LAST SUPPER



WHAT ARE PLUG-IN MISSIONS?

There's always time to learning about missions, and Plug-In Missions Discipleship makes it easy. Plug-In Missions resources are downloadable, 30-minute lessons that can be "plugged in" anytime, anywhere. These resources are perfect for VBS, Wednesday night, family devotions, lunch and learn gatherings, seasonal events, homeschooling, afterschool programs, church business meetings, and more!.

MONDAY

TUESDAY

WEDNESDAY





THURSDAY

FRIDAY

SATURDAY

SUNDAY

HOLY WEEK



LAST SUPPER

HOLY WEEK | Lesson 2

FOCUS SCRIPTURE(S)

Mathew 26:26-28; John 13:4-13;

OBJECTIVE

Children will learn about Jesus washing his disciples feet. They will be encouraged to follow Jesus' example in serving others.

MATERIALS

- wall calendar (SAMPLE ATTACHED)
- construction paper or cardstock
- small cracker for each child
- pencils or markers
- cup of grape juice for each child
- scissors
- empty pitcher
- hand towel
- bowl
- paper towels for spills

PREPARATION

1. Pray for each child in your group.
2. Prepare cups of juice. Lay crackers on a serving tray.

LESSON

1. Lead kids to take off their shoes and trace their feet onto paper, then cut out their traced feet. Ask: *Why do you think we are tracing feet?*
2. Ask: *What did Jesus do on Palm Sunday? What did the people in the crowd do? How have you worshiped God this week?*
3. Show the wall calendar. Point to Thursday. Say: *On Thursday of Holy Week, Jesus and his disciples met for what we call "The Last Supper."* (See next page for Monday-Wednesday.)
4. Assign someone to act as Jesus. Other children will play the role of his disciples. Give "Jesus" a towel and bowl. Show kids how to recline on their left sides (in the floor), leaning against their elbows. Explain that this is how people in the time of Jesus ate meals. Kids will act out the story as you read.
5. Give the child acting as Jesus the crackers and cups of juice. Read Mathew 26:26-28.
6. Give the child acting as Jesus the pitcher, towel, and bowl. Read John 13:4-13.
7. Ask: *How did Jesus serve his disciples? Say: The disciples' feet were probably very dirty since they had been walking in sandals through dusty roads. Usually, a household servant washed feet. What is Jesus trying to teach his disciples and us?*
8. Say: *We can follow Jesus example. People in our area don't usually need their feet washed, but there are other ways we can serve people.*
9. Invite children to pantomime ways they can serve (at school, at home, at a store, in their neighborhood).
10. Ask: *How does serving others help them to know about Jesus? (They see Jesus' kindness and unselfishness in us. We can explain what motivates us to serve.)*
11. Say a prayer, asking God to show us ways to serve.
12. Pass out feet cut outs and pencils or markers. Instruct kids to write ways they can serve others.
13. Encourage kids to find a way to serve someone this week.

WHAT HAPPENED ON MONDAY, TUESDAY, & WEDNESDAY?*

MONDAY

- Jesus clears the Temple-
 - *Matthew 21:12-13;*
Mark 11:15-17; Luke 19:45-46

TUESDAY

- Jesus teaches in the Temple-
 - *Matthew 21:23-23:36;*
Mark 11:27-12:40; Luke 20:1-47
- Greeks ask to see Jesus-
 - *John 12:20-26*
- Judas agrees to betray Jesus-
 - *Matthew 26:14-16;*
Mark 14:10-11; Luke 22:3-6
- Jesus teaches on the Mt. of Olives-
 - *Matthew 24; Mark 13;*
Luke 21:5-38
 -

WEDNESDAY

- The Bible does not say what Jesus did on this day; he probably stayed in Bethany with his disciples.

KIDS

plug-in
Missions

HOLY WEEK

*30-minute missions lessons about Palm Sunday,
The Last Supper, The Crucifixion, & the
Resurrection*