

PRE-SCHOOL



BIBLE RELEASE TIME

LESSON PLAN



SESSION GOALS

Preschoolers will learn about Bible Release Time through story and play while learning about how God wants us to give Him our best.

Supplies Needed

- Bible (leader copy; mark 2 Samuel 24:24)
- Chart paper with phrase large and visible: “I will give God my best.”
- Small containers for take-home banks (paper cup, small plastic jar or container) – 1 per child
- Pre-printed EBO bank labels or stickers – 1 per child
- Pre-cut cardboard coins (3-4" circles) – 1 per child (in-class pretend coin)(make sure these fit in the slots in the coin bank)
- Crayons, glue sticks, 1 sticker per child, washi tape
- Decorated class bank (shoebox or clear jar with slot) labeled EBO for coin drop
- Small crown + one large cardboard coin for story prop
- Music player for song / freeze dance (OPTIONAL)
- EBO giving envelopes (parent note printed and attached)
- Hand sanitizer; allergy signage
- Photo of Samantha
- Blocks and toy church pieces; board/picture Bible story books;

Scripture Verse

But the king replied to Araunah, “No, I insist on paying you for it. I will not sacrifice to the Lord my God burnt offerings that cost me nothing.” So David bought the threshing floor and the oxen and paid fifty shekels of silver for them.

2 Samuel 24:24 (NIV)

Study Overview

Kentucky Missions Service Corps Missionary, Samantha Maurath, helps arrange Bible Release Time—Bible classes that children attend during the school day at a nearby church. Some children attending those classes do not have a church home, so these classes are often their first exposure to Jesus. Like King David—who insisted on giving God something of value—we teach children that we can give God our best in prayers, songs, and helping others learn about Jesus. Preschoolers will decorate a small bank to take home and practice “giving” with a pretend coin drop in class

SESSION PLANS

Preparation

1. Set interest areas (Art, Blocks, or Music/Movement). Place an adult at each area, or plan rotation.
2. Cut and prepare coins; prep bank labels and envelopes.
3. Prepare story prop (crown and large coin).
4. Print the key phrase for the day on chart paper: **“I will give God my best”** Post it where group time will be.

Teaching Insight

- It would be best if a teacher could lead at each area.
 - If you only have 2 teachers, then each teacher can move from area to area engaging children.
- Another option is to move as a group to each area. Choose what is best for your situation.

Opening Activity: Interest Areas

As preschoolers enter the classroom, direct each child to one of the following interest areas; the Art Area, Block Area, or Music and Movement. Decide how you will direct the preschoolers: Will each child choose an area or will the child be directed to an area? Questions and comments are included under each area to help lead conversation about bible release time. Choose 2-3 play areas (rotate or free choice). Teachers engage children with guiding comments.

Art Area - “My Best for God Bank”

- **Goal:** decorate a bank for the Eliza Broadus Offering to take home.
- **Materials:** containers, stickers, pre-printed EBO labels (volunteers will glue labels on banks for children).
- **Scripts/ Comments:** Demonstrate one finished bank first;
 - **Say:** *“Look! I made one first. You may color with one crayon and add one sticker so we finish fast.”*
 - **Say:** *“We’re making banks to save little gifts for kids who need Bibles. David gave his best to God. We can save our best, too!”*

Block Area - “Build a Church”

- **Goal:** use blocks to build a church for Bible Release Time children.
- **Materials:** blocks
- **Scripts/ Comments:**
 - **Say:** *“Some children leave school to come to a Bible class at church. Let’s build a church where they can come learn.”*
 - Ask a child to be “the door holder” and another to be “the song leader” (simple role giving keeps focus).

Music & Movement – “Best for God Song”

- **Goal:** Burn energy and reinforce phrase with a short song or movement.
- **Scripts/ Comments:**
- Sing to the tune of “Mary Had a Little Lamb”:
- “I will give God my best, God my best, God my best,
 - I will give God my best, every day and night.”
 - **Motions:** *give* – pretend to hand something; *God* – point up; *my best* – hug self.
 - Repeat once with the children.

SESSION PLANS

Transition to Group Time

- As each child completes one activity encourage that child to move to another until all areas are complete.
- Give children a warning approximately 5 minutes before it is time to transition to Group Time.
- Begin assigning each child a job to help with cleaning up and transitioning to group time.
- As a child completes the cleanup job, direct that child to the area for Group Time.

Group Time -

Introduce the Verse (1 minute)

- Show chart: “I will give God my best”
- **Teach simple motions:** I (point to self), give (pretend to hand), God (point up), my best (hug self). Repeat once together.

Bible Story

Props: crown and large cardboard coin.

Say: “Boys and Girls, the Bible tells us about a king named David. David loved God. One day David wanted to give God something special. A man offered it for free, but David said, ‘No – I will pay for it. I want to give God my best.’” David wanted to give his best to God because God is the best and deserves our best gifts.”

Ask: “Who did David want to give his best to?” point up (God)

Mission Story

Say: “Did you know that some children don’t know about God or his son Jesus? (Show Photo of Samantha) Samantha is a missionary that helps children come to a Bible class at a church during the school day--that’s called Bible Release Time. When we give to the Eliza Broadus Offering, it helps buy those Bibles and help children hear about Jesus.

Ask: “Who can we help when we give?” (Kids who go to Bible class)

Say: We can give our best too. Today we’ll practice giving by dropping a pretend coin in our class bank. You also made a special bank to take home with Mom or Dad. Giving helps other kids hear about Jesus.

FAITH IN ACTION



Optional Movement

“Give God My Best” Freeze Dance (3 minutes)

Play upbeat music. When music stops, children shout the phrase and do the motions.

- Great for burning energy before pickup.

PRETEND COIN DROP GAME & MAKING OFFERING BANK

Setup: Decorated class bank visible; coins ready; envelopes stacked.

Steps & Leader Script

1. **Demo:** Hold a coin. **Say:** “*Watch me. I’ll say, ‘I will give God my best,’ do the motions, and drop this coin into our bank.*” (Do motions, drop coin, ring small bell or clap once.)
2. **Practice Motions (30 sec):** One quick rehearsal as a group.
3. **Coin Drop :** Line children up. At the bank, one at a time:
 - **Leader says :** “*Say the phrase and show the motions.*”
 - Child drops coin; leader claps once and hands child their **take-home bank and take-home envelope** (or places envelope in pick-up tray if preferred).
 - *If shy:* allow child to tap the slot or let the leader say the words as they drop.
4. **Wrap-up:** Hold bank up. **Say:** “*Great practice! When you go home you can tell Tell your grown-up about your bank and the envelope.*”



CLOSING

Note to Leader

Samantha Maurath is looking for Women on Mission groups to provide small gifts and treats for the students who attend Bible Release Time. If you are interested, contact:

Samantha Maurath
Smaurath77@outlook.com
606-219-7961

Say: You and I can help Samantha the Missionary tell people about Jesus. We can't go to Samantha's class. We don't live in Somerset, Kentucky. But we can still help Samantha the Missionary. We can give to the Eliza Broadus Offering for State Missions. Samantha receives money from that offering to purchase gospel story bookmarks that tell children about how much Jesus loves them. So, you and I can give to the Eliza Broadus Offering. I'm going to give you an envelope that you can give money to help Samantha the Missionary buy the gospel story bookmark. Samantha also uses some of the money to buy special bookmarks for kids who have trouble reading. [Show the envelope you gave each child and tell the adult that picks up the child about the offering, so they can help the child give an offering.]

Say: You and I can also pray for Samantha the Missionary. Samantha asked that we pray


- for more parents to let their kids hear about Jesus at Bible Release Time*
- for volunteers to be ready to talk about Jesus if any boy or girl asks*


Let's pray for Samantha the Missionary.

"Thank You, God, for Samantha and Bible Release Time. Please help more parents let their children come to Samantha's classes. Please help volunteers be ready to do their best job talking about Jesus. Help us give You our best too."


EBO OFFERING LABEL


Cut along dotted lines

_____ 'S EBO OFFERING 



Eliza Broadus Offering for Kentucky Missions®

_____ 'S EBO OFFERING 



Eliza Broadus Offering for Kentucky Missions®

EBO OFFERING LABEL

Cut along dotted lines





**Samantha is a Kentucky
Missionary**

Dear Parents/Guardians,

Today your child learned the phrase: “I will give God my best.” We practiced a pretend coin drop for children who attend Bible Release Time. Your child decorated a small “My Best for God” bank you may use at home as a way to practice giving and praying for Bible Release Time children & those helped by the Eliza Broadus Offering (EBO). If you’d like to help provide Bibles and supplies for these children and other ministries like them, please add a small gift to this envelope and return it to our church (or give online). Thank you for partnering with us to help children hear about Jesus.

If you have any questions or need an adult copy of the EBO prayer guide, please let me know.

On mission together,

Dear Parents/Guardians,

Today your child learned the phrase: “I will give God my best.” We practiced a pretend coin drop for children who attend Bible Release Time. Your child decorated a small “My Best for God” bank you may use at home as a way to practice giving and praying for Bible Release Time children & those helped by the Eliza Broadus Offering (EBO). If you’d like to help provide Bibles and supplies for these children and other ministries like them, please add a small gift to this envelope and return it to our church (or give online). Thank you for partnering with us to help children hear about Jesus.

If you have any questions or need an adult copy of the EBO prayer guide, please let me know.

On mission together,

Dear Parents/Guardians,

Today your child learned the phrase: “I will give God my best.” We practiced a pretend coin drop for children who attend Bible Release Time. Your child decorated a small “My Best for God” bank you may use at home as a way to practice giving and praying for Bible Release Time children & those helped by the Eliza Broadus Offering (EBO). If you’d like to help provide Bibles and supplies for these children and other ministries like them, please add a small gift to this envelope and return it to our church (or give online). Thank you for partnering with us to help children hear about Jesus.

If you have any questions or need an adult copy of the EBO prayer guide, please let me know.

On mission together,