

CHILDREN



BIBLE RELEASE TIME

LESSON PLAN



CHILDREN MISSION STUDY

Written by Stacy Nall

SESSION GOALS

Children will learn about the ministry of Bible Release Time and how they can pray for this ministry. They will make EBO offering banks.

Supplies Needed

- chart paper or white board, markers
- map of Kentucky with counties, star or dot stickers
- Bibles
- markers, glue
- plastic containers with lids, one per child

Preparation

1. Set up chairs in rows.
2. Select an upbeat praise song to display on a screen.
3. Print Hebrews 11:3 from resources. Display on focal wall.
4. Find an online video or slides of the seven days of creation. Or, print the “Creation Cards” found in the resource section.
5. Cue Spin It to Win It website (kywmu.org/spinners) or prepare the manual Spin It to Win It Wheels (red and yellow) in resource section.
6. Print the EBO labels with this guide, one per child.
7. Optional: Cue the EBO Bible Release Time video.
8. Optional: Print the EBO Activity Book for Kids.
9. Optional: Print the Week of Prayer Kids: 2025 Prayer & Activity Guide

Scripture Verse

But the king replied to Araunah, “No, I insist on paying you for it. I will not sacrifice to the Lord my God burnt offerings that cost me nothing.” So David bought the threshing floor and the oxen and paid fifty shekels of silver for them.

2 Samuel 24:24 (NIV)

Study Overview

Mission Service Corp Missionary Samantha Maurath coordinates Bible Release Time (BRT) in Lake Cumberland Baptist Association. Bible Release Time is a program developed by the Elgin Foundation*. Children who wish to participate are released from school to attend a Bible class at a local church for one hour each month of the school year. Pulaski County now has five schools participating with over 350 students attending. Bible Release Time currently provides Bible instruction for 3rd- 8th graders. About 40-50 percent of the students who attend BRT do not attend church. Samantha says, “By reaching children at a young age, we instill and plant seeds so that when they face troubles in the future they know where to turn.” BRT volunteers invite students to speak to them if they have questions about the Bible lesson for the day. One child has placed his faith in Christ! Bible Release Time not only reaches children for Christ, but families as well.

*Bible Release Time is now in 14 counties in Kentucky with more to come! Other similar programs, such as LifeWise Academy®, provide Bible release time. Visit elginfoundation.org and lifewise.org for more information about these programs and participating schools.

SESSION PLANS

OPENING ACTIVITY

- Invite kids to pantomime or draw their favorite subject in school for the rest of the group to guess.
- *Say: Have you ever had Bible class during school time? Missionary Samantha Maurath helps connect schools with churches for Bible Release Time. Some third through eighth grade students in Pulaski County get to leave school once a month to go to a Bible class at a nearby church.*
- Ask a volunteer to place a sticker on Pulaski County on the Kentucky map.
- *Say: Other counties in Kentucky also have Bible Release Time programs.*
- Ask volunteers to place stickers on the following counties to represent Bible Release Time counties: Rockcastle, Jackson, Owsley, Perry, Harlan, Lee, Knox, Whitley, McCreary, Laurel, Clay, Bell, Leslie. (If your kids live in one of these counties and would like to attend BRT, go to elginfoundation.org or contact Samantha Maurath for participating schools.

MISSIONS LESSON

1. *Say: Today we're going to pretend we are attending Bible Release Time.*
2. Lead children out of the room. Line up in a straight line. Cue another volunteer to start the praise music you have selected. Direct children to their seats.
3. *Say: Welcome everyone! We are so glad you are here for our first Bible Release Time of the year! Each month we will learn about God from the Bible. We'll learn how He wants us to live, how much he loves us and how He died to save us.*
Ask: Does anyone have a birthday this month? (Sing to birthday kids.)
4. Play a video of an upbeat praise song for kids to sing.
5. Review the rules:
 - Be kind.
 - Listen to your leaders.
 - Use an inside voice.
6. *Say: Each month we will talk about a virtue, or quality that we need. This month's virtue is faith. (Print the word FAITH on the white board.) Do you know what it means? (Wait for answers.) Faith is trust or confidence in God. Let's read our verse for the month. Lead kids to say Hebrews 11:3. We have faith. So we understand that everything was made when God commanded it. That's why we believe that what we see was not made out of what could be seen.*

MISSIONS LESSON (CONT.)

7. *Say: Now it's time for our story. We'll play a game afterward to see how well you listened. Did you ever wonder how everything was made? This story from the Bible will tell us. (Show Bible.)*

Read Genesis 1:1-31, 2:1-3. As you read, show slides of each day of creation or use the "Creation Pictures" with this guide.

8. Divide the group into two teams. Each team will take turns answering questions. Teams choose either the yellow or red wheel from the Spin It to Win It interactive website. After each question, spin the chosen wheel to determine how many points the team earned. They may choose a different color wheel each time. (Use the "Spin It to Win It" interactive website or create the "Spin It to Win It Wheels" included with this guide.)

- Who created the heavens and the earth? (God)
- How did God create each thing? (by speaking)
- What did God create on the first day? (evening and morning)
- What did God create on the second day? (sky)
- What did God create on the third day? (land, sea, plants)
- What did God create on the fourth day? (sun, moon, stars)
- What did God create on the fifth day? (birds, fish)
- What did God create on the sixth day? (animals, man, woman)
- What was different about how God created man and woman? (They were created in his image.)
- What did God create on the seventh day? (Nothing! He rested!)

9. *Say: It takes faith to believe that God created everything.*

After the game, the Bible Release Time Leader tells the students if they have any questions they can speak to a Bible Release Time Volunteer. The leader leads a prayer. We are going to pray for the Bible Release Time students. Samantha asks us to pray:

- *That the children's hearts and minds will be willing to receive Jesus.*
- *That children's parents will allow them to come to Bible Release Time.*
- *For volunteers to be ready and prepared to answer questions*
- *That children will choose to follow Christ.*

Ask: Do you have any school friends who don't know about Jesus? What could you tell them? Pray for Bible Release Time students and volunteers and school friends.

10. **Optional:** Show the EBO Kids Bible Release Time Video.

CLOSING

Note to Leader

Samantha Maurath is looking for Women on Mission groups to provide small gifts and treats for the students who attend Bible Release Time. If you are interested, contact:

Samantha Maurath
Smaurath77@outlook.com
606-219-7961

Say: Bible Release Time receives money from the Eliza Broadus Offering for State Missions®. This offering provides money to ministries all over Kentucky. Samantha will be able to purchase Bibles, bookmarks, devotional books, and salvation tracks for the students in Pulaski County.

Lead kids to find 2 Samuel 24:24 (EBO 2025/26 Theme Verse) in their Bibles. Ask a volunteer to read the verse.

Say: David wanted to purchase a threshing floor, or piece of land, so that he could build an altar to sacrifice to God. Araunah, the owner of the threshing floor wanted to give David the land, but David refused his offer. David said, "I will not sacrifice to the Lord my God burnt offerings that cost me nothing."

Say: David knew that God deserved his very best. If David got it for free, it wasn't his best!

Proceed to Faith in Action Section for project.

FAITH IN ACTION

Supplies Needed

- markers, glue, stickers & items for decoration
- plastic containers with lids or small empty boxes, one per child
- “EBO Offering Label” for each child (From Resources)

Preparation

1. Print the EBO labels with this guide, one per child.
2. Optional: Work toward earning EBO badge using Group Badge & Activity Guide

Supplies Needed

- 8.5 x11 Week of Prayer Kids: 2025 Prayer & Activity Guide (In Resources & online)
- Crayons, pencils
- Parent/ Guardian Letter

Preparation

1. Print the week of prayer Kids prayer guide front and back, 1 per child
2. Optional: Print and cut apart the parent/ guardian letter from resources.

CREATING AN EBO BANK

Description: Children will learn about the importance of saving money and experience what it feels like to support other Kentuckians ready to tell their neighbors about Jesus.

Activity:

- **Say:** *We will make an offering bank for the Eliza Broadus Offering for State Missions®. Let’s ask God to help us give an offering to EBO.*
- Lead in prayer for the offering.
- Give each child a plastic container and lid (or small empty box) and an EBO Offering label.
- Direct kids to decorate their labels and glue them to their containers.
- Send banks home with kids. Set a deadline for returning the banks.

FAMILIES ON MISSION

Description:

Children will use the “EBO Week of Prayer, Kids” Prayer and activity guide to pray for Kentucky missions each day of the week with their parents, grandparents, or guardians.

Activity:


- Show the prayer guide to the children. Explain that they will pray each day for one of the requests and check the box.
- **Say:** Your Parents also have a prayer guide (hold up brochure prayer guide), but this one is just for you!
- Lead kids to find 2 Samuel 24:24 (EBO 2025/26 Theme Verse) in their Bibles. **Say:** We are going to fill in part of the verse and write it on the back of our prayer guide! So make sure to follow along and copy this onto the space provided!
- **Read Aloud:** David said, “I will not sacrifice to the Lord my God burnt offerings that cost me nothing.”
- Lead kids to complete the activities on the back of the worksheet as time allows.
- Send a note to parents asking them to pray with their child for the featured missionary each day using “EBO Week of Prayer, Kids.” (Sample Note found in resources)


For GA, RA, or CA group Leaders: Many of these activities are suggested in the Group Badge & Activity Guide to earn the EBO Badge. If this interests you and your group, be sure to download the guide




EBO OFFERING LABEL


Cut along dotted lines

_____ 'S EBO OFFERING 




Eliza Broadus Offering for Kentucky Missions®

_____ 'S EBO OFFERING 



Eliza Broadus Offering for Kentucky Missions®


Day 1



Day

Night

Day 2



Sky

Day 3



Land, Sea, Plants

Day 4



Sun, Moon, Stars

Day 5



Birds and Fish

Day 6



Animals, Man, Woman

Day 7

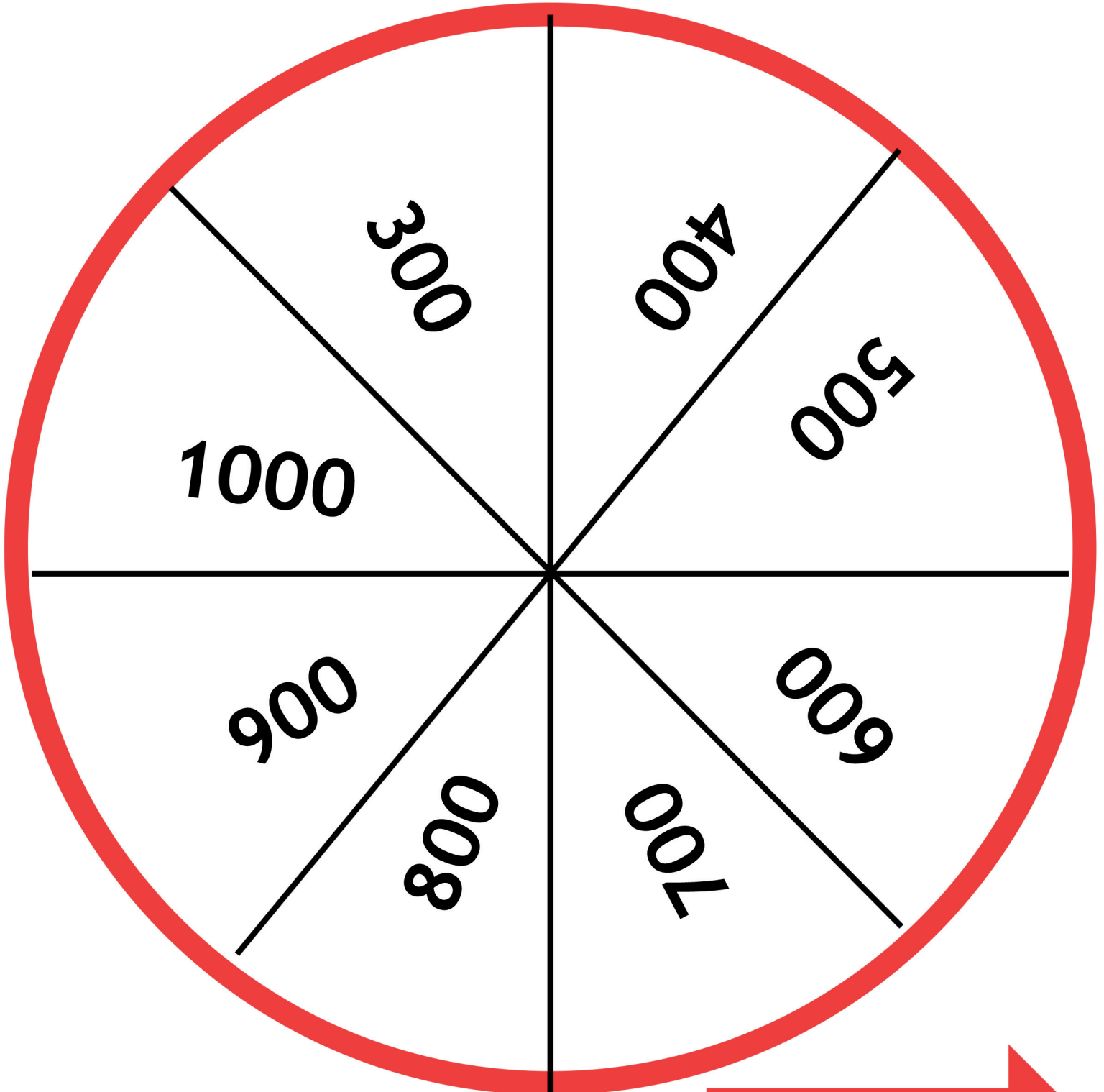


God rested!

Hebrews 11:3 We have faith.

**So we understand that
everything was made when
God commanded it. That's
why we believe that what we
see was not made out of what
could be seen.**

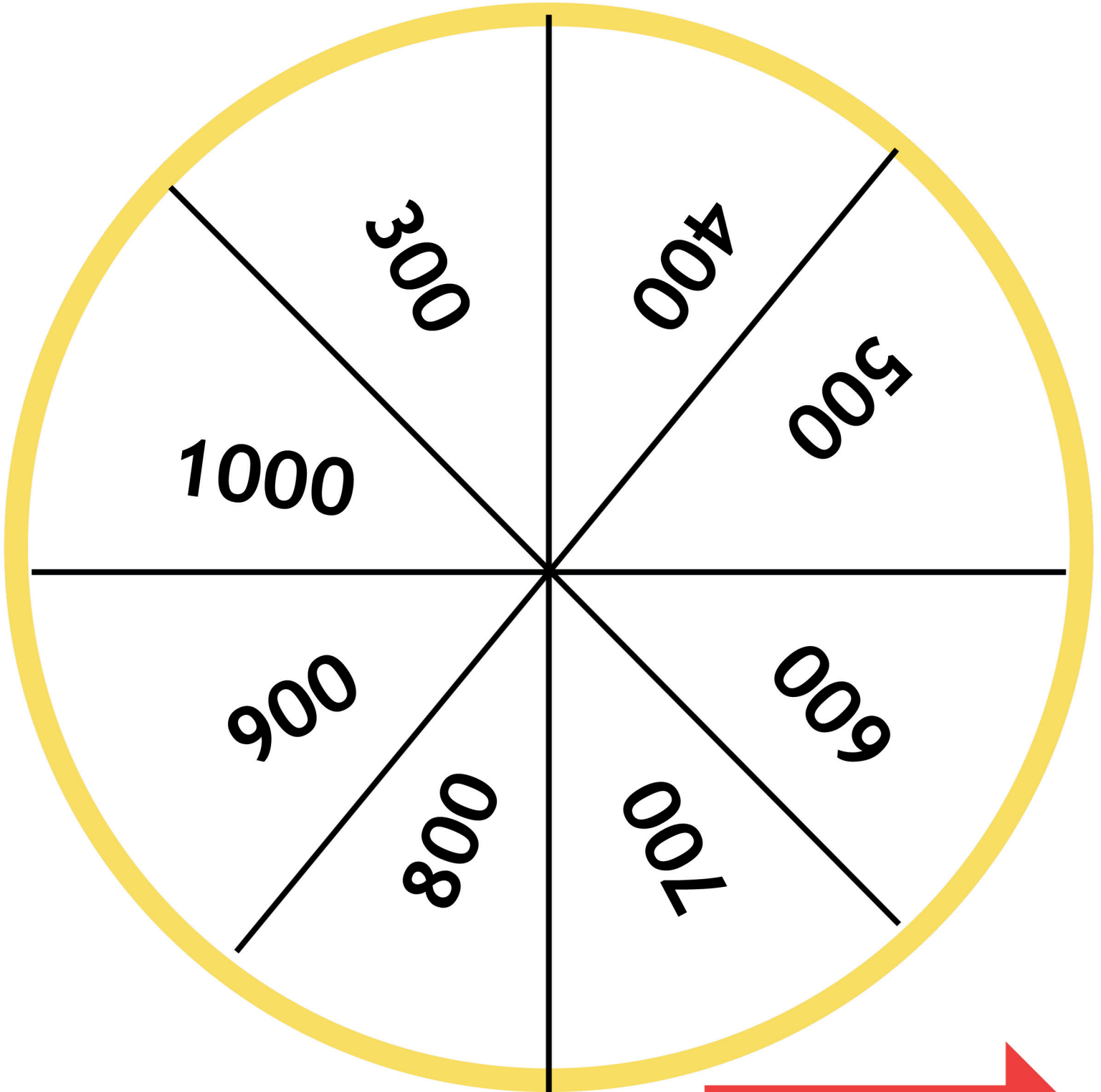
Spin It to Win It!




Directions: Print Spin It to Win It Wheel on cardstock. Cut out the arrow. Punch holes in the opposite side of the arrow and the center of the wheel. Attach the arrow to the center of the wheel with a paper fastener or paper clip.

Yellow Wheel


Spin It to Win It!



Directions: Print Spin It to Win It Wheel on cardstock. Cut out the arrow. Punch holes in the opposite side of the arrow and the center of the wheel. Attach the arrow to the center of the wheel with a paper fastener or paper clip.



The Week of Prayer for the Eliza Broadus Offering is a great time to pray as a family for people in Kentucky who are telling others about Jesus! For 8 days you can pray for different people and groups that the Eliza Broadus Offering helps to fund.

 **TIME TO PRAY** Check the box each day after you pray for that request

- DAY 01 PRAYING FOR HELP**
 Pray that kids going through hard things will come to **The Papillion Center in Paducah, KY** for help and will know that God loves them!
- DAY 02 PRAYING FOR YOUR COMMUNITY**
 Pray that people will come to neighborhood parties set up by **Christian County Baptist Association in Hopkinsville, KY** to have fun and hear about Jesus!
- DAY 03 PRAYING FOR NEW FAMILIES**
 Pray that new families will join an **Embrace Grace** group at a **Greenville, KY** church where they can!
- DAY 04 PRAYING FOR HURTING PEOPLE**
 Pray that sick people would visit **Mercy Medical Operation Care in Shelbyville, KY** so their body and soul can be cared for!
- DAY 05 PRAYING FOR VOLUNTEERS**
 Pray for volunteers who help with **Kentucky Changers in Owen County, KY** that they would work hard fixing houses and sharing Jesus!
- DAY 06 PRAYING FOR COLLEGE KIDS**
 Pray that college kids would come to the **Baptist Campus Ministry in Richmond, KY** to learn about Jesus and make good friends!
- DAY 07 PRAYING FOR KIDS LIKE ME**
 Pray that kids will come to **Bible Release Time in Somerset, KY** to hear truth from God's Word!
- DAY 08 PRAYING FOR NEW CHURCHES**
 Pray that new visitors would come to **First Filipino-American Baptist Church in Russell, KY** to hear about Jesus!



Make a "With Purpose" arrow using straws or craft sticks and paper feathers. Write 2 Samuel 24:24 on the shaft of your arrow to remember to live on purpose for God.



IS THE 2025 EBO THEME BASED ON 2 SAMUEL 24:24

DIRECTIONS: Look up 2 Samuel 24:24 and write it below



CHALLENGE: Can you memorize 2 Samuel 24:24? We'd love to see it! Get a grown up to post it to socials and Use #MissionKYkids

DIRECTIONS: Color the picture below.



MISS ELIZA BROADUS

DIRECTIONS: Fill in the blank with 1 way can live "With Purpose" for Jesus this week. Use an arrow to point your action toward the word "Jesus"!

I WILL

FOR JESUS THIS WEEK!



Dear Parents/Guardians,

Today your child took home an “**EBO Week of Prayer, Kids**” prayer and activity guide as part of our Week of Prayer lesson. We’d love for you to join your child in praying for Kentucky missionaries each day this week.

How you can help (super simple):

- Read the short prayer request on the child’s guide with your child.
- Pray together for that day’s featured missionary – just a sentence or two is perfect.
- Let your child check the box after you pray together.
- Help your child find 2 Samuel 24:24 in their Bible, copy the verse on the back of the prayer guide if they haven’t already, and encourage them to memorize the portion that says, “I will not sacrifice to the Lord my God burnt offerings that cost me nothing.”

Tips:

- Make it part of your usual routine – morning, mealtime, or bedtime all work great.
- Ask your child what they learned about the missionary that day – it helps reinforce mission-minded thinking!

Thank you for helping raise missional kids and for praying with your family. If you have any questions or need an adult copy of the EBO prayer guide, please let me know.

On mission together,

Dear Parents/Guardians,

Today your child took home an “**EBO Week of Prayer, Kids**” prayer and activity guide as part of our Week of Prayer lesson. We’d love for you to join your child in praying for Kentucky missionaries each day this week.

How you can help (super simple):

- Read the short prayer request on the child’s guide with your child.
- Pray together for that day’s featured missionary – just a sentence or two is perfect.
- Let your child check the box after you pray together.
- Help your child find 2 Samuel 24:24 in their Bible, copy the verse on the back of the prayer guide if they haven’t already, and encourage them to memorize the portion that says, “I will not sacrifice to the Lord my God burnt offerings that cost me nothing.”

Tips:

- Make it part of your usual routine – morning, mealtime, or bedtime all work great.
- Ask your child what they learned about the missionary that day – it helps reinforce mission-minded thinking!

Thank you for helping raise missional kids and for praying with your family. If you have any questions or need an adult copy of the EBO prayer guide, please let me know.

On mission together,