

**STUDENTS & ADULTS**



# **EMBRACE GRACE!**

**LESSON PLAN**



# LEADER HELPS & RESOURCES

*The following is meant to provide background for you as you prepare to lead the lesson. To prepare your heart to teach, make sure to Read the Leader Devotion Page beforehand.*

## Key Scripture(s): 2 Samuel 24

- *NOTE: 1 Chr 21 is a parallel account*

## Biblical Background

In the opening of this passage, David orders a census (2 Sam 24 / 1 Chr 21). While some censuses in Israel (e.g., Num. 26) were lawful when done under God’s direction, this census exposed two problems: a wrong heart (David trusted in numbers and military strength rather than God) and a procedural failure (While the law declares a price for the census in Ex. 30:13 and required a half-shekel per person as the atonement contribution for the sanctuary, there is no evidence of David paying that here). 1 Chronicles 21:18-26 highlights the redemptive response: David buys the threshing floor, builds an altar, offers sacrifices and the Lord turns away judgment. The narrative draws our attention to genuine repentance and costly worship.

## Scripture Insights & Teaching Anchors

- Hinnam (Hebrew): translated “for nothing” or “freely.” David refuses Araunah’s gratuitous gifts because worship that costs the worshiper is required – the offering must be his.
- Gospel balance: The sacrificial law is fulfilled in Christ (Heb. 9-10), but the New Testament still calls for hearts that sacrificially trust (Mark 12:41-44). The cross removes ritual atonement but transforms worship into offering our lives.

## Gospel Anchors

- Remember before we speak of costly worship: Christ’s once-for-all sacrifice (Hebrews 9-10) removes any need to earn God’s acceptance. The call to costly worship is not to regain favor but to demonstrate a grateful, transformed life. Our sacrificial offerings—time, resources, presence—flow from union with Christ and are empowered by the Spirit.
  - We do not sacrifice TO receive grace, Christ did that for us on the cross. Instead, we sacrifice BECAUSE we’ve already received grace.

## Practical Note:

- The Embrace Grace feature and abortion statistics may be sensitive to some participants. If someone is visibly upset or discloses personal trauma, stop the group, offer care, and refer them to your pastor, church counselor, or other reasonable staff. Ensure you have a list of local pregnancy centers and licensed counselors for referrals. Always follow your church’s confidentiality and reporting policies. If there is any disclosure of ongoing abuse or imminent harm, follow mandated reporting laws immediately and contact authorities.
- If necessary, you may use the following script:
  - **Thank you for trusting us. Let’s pause and step to a quiet place so we can sit with you and make sure you have the time, care, and support you need.”**

# GO DEEPER

*Have more time for prep or want to know more? You can use these passages for personal study before teaching. For Best results, try to choose at least 1-2 from each theme.*

## Extra Notes

*Psalm 51: Written after David's sin with Bathsheba. It's a paradigm for repentance, not a direct commentary on the census.*

*1 Samuel 15:22; Micah 6:6-8  
Obedience validates sacrifice; without obedience, sacrifice becomes empty ritual*

*Proverbs 3:9 "Firstfruits" functions as a principle of priority, not a legalistic rule for every pay structure.*

## Study prompts for leaders

- What does each text reveal about **God's character** (holiness, mercy, worth)?
- How do these passages shape my **call to lead by example** in costly worship?
- Which text best supports this week's specific **call to action** for my group?

### A. THE CENSUS: HEART AND PROCEDURE

- **Exodus 30:11-16** – Half-shekel atonement during a census; protects from plague.
- **Numbers 26:1-4** – Lawful census under God's command.
- **Psalm 20:7; Jeremiah 9:23-24** – Trust in the LORD vs. human strength.

### B. REPENTANCE AND OWNERSHIP

- **2 Samuel 24:10, 17; 1 Chronicles 21:8** – David confesses and owns the sin.
- **Psalm 51** – Classic pattern of confession, cleansing, and renewed worship
- **1 Samuel 15:22; Micah 6:6-8** – Obedience and justice over mere ritual.

### C. WORSHIP THAT COSTS / GOD'S WORTH

- **Leviticus 22:17-25; Deuteronomy 15:21** – Unblemished offerings; God deserves our best.
- **Malachi 1:6-14** – Rebuke of cheap, dishonoring sacrifices.
- **Proverbs 3:9** – Honor the LORD with your wealth/firstfruits.

### D. NEW TESTAMENT SACRIFICIAL GENEROSITY

- **Mark 12:41-44** – Widow's offering; proportion and trust matter.
- **2 Corinthians 8:1-5; 9:6-8** – Grace-fueled generosity beyond comfort.
- **Philippians 4:18** – Gifts as a "fragrant offering" pleasing to the Lord.

### E. FULFILLMENT IN CHRIST & WHOLE-LIFE WORSHIP

- **Hebrews 9:11-14; 10:1-14** – Christ's once-for-all sacrifice.
- **John 4:23-24** – Worship in spirit and truth. Spirit-led worship deepens obedience.
- **Romans 12:1-2** – Living sacrifice; renewed minds.
- **1 Peter 2:4-5** – Believers as a holy priesthood offering spiritual sacrifices.

---

# LEADER DEVOTION

## Read:

2 Samuel 24:24 says, “I will not offer burnt offerings to the LORD my God that cost me nothing.” You may wonder how a story about David’s census connects to your own ministry or heart. Christ’s atoning work is final; our sacrifices flow from union with Him and grateful obedience, not to earn acceptance. David messed up, owned it, and then paid the price. That sequence – fail, confess, repair – models leadership that refuses cheap worship. As a leader, ask yourself where you might be letting people slide into easy, surface-level participation instead of inviting them into something that costs them. Is your meeting structure, your program, cultural expectations, or even your language giving people a way to opt out of real worship? Take it a step further, has your own worship become cheap or routine? What does your worship cost you? Ask the Spirit to reveal one specific, practical step you can demonstrate this week that models costly worship (e. g. publicly modeling sacrificial giving by sharing your own commitment or taking on a ministry task that costs you time or reputation). Let that concrete step shape your posture as you lead the discussion.

## Reflect:

Where in my life am I tempted to rely on numbers, programs, or other people instead of God? How will I model owning my worship? What one action will show I mean it?

## Meditate:

*(Scripture-focused only – we fill our minds with God’s Word, not empty them.)*

Take a quiet moment with God’s Word. Slowly read 2 Samuel 24:24 three times. Each time, emphasize a different part:

- 1.) “I will not offer burnt offerings” – Remember the Seriousness of Worship. What are you offering to the Lord? This side of the cross, worship is in spirit and truth (John 4), where believers offer the entirety of their lives – time, talents, resources, aspirations, family, all of it – as their spiritual form of worship (Romans 12). Are you offering in good faith, ready for God to refine it and use it fully for His glory? Or are you holding something of your offering back? Do you place His will and His purposes above your own desires and convenience?
- 2.) “to the LORD my God” – Remember He who is worthy of all power, glory and honor. Remember He who is the creator and sustainer of the Universe and praise Him give Him the praise and adoration he deserves. Remember the grace you have been given and the sacrifice Christ made when He died in your place for your sins and how worthy He is to receive power and riches and wisdom, and strength and honor and glory and blessing!
- 3.) “that cost me nothing” – Have you counted the cost of your worship? Anything less than your best fails to acknowledge God’s Worth. Pause and silently pray: “Lord, show me where my worship has been too easy, and teach me to honor You with a true sacrifice.”

## Pray:

“Lord, keep my worship costly and my leadership humble. Give me courage to model the repentance and generosity I am asking others to do.”

---

2025 ELIZA BROADUS OFFERING® FOR STATE MISSIONS

# STUDENT & ADULT MISSION STUDY

---

## SESSION GOALS

Our goal for this session is to help believers examine their hearts and live on mission just like Jesus. By reading about sacrificial worship in **2 Samuel 24:24** and applying it to our current context, we can stop ourselves from sliding into easy, surface-level participation and pursue costly worship. As we read the featured passage, we will notice the lives changed by the Lord, His call on their life, and the desired response. As you pray for the featured ministries for this year's offering, pray for those called to reach, minister to, and disciple expectant women in crisis. Pray for those who are obedient to make disciples. and pray for for those who are impacted by missions and ministry efforts: that they would experience personal transformation as they witness Jesus' love in action.

### *Needed Resources*

- Bible
- Journal
- Pen/Pencil
- EBO Prayer Cards available for download at [kywmu.org/ebo-resources](https://kywmu.org/ebo-resources)
- EBO Video

### *Enlist Helpers*

Tag team your gathering. Enlist individuals to lead the Missions Learning and Prayer Time. This will engage more people to use their creativity to make your gathering unique and exciting.

### *Plan Your Gathering*

- *Welcome & Prayer* (10 minutes)
- *Bible Study* (25-30 minutes) - Use the discussion questions to deepen the conversation. Dig deep in the Word to understand God's desire for us to live lives worthy of our calling.
- *Missions Learning* (15-20 minutes) - use the suggested EBO video and highlight a Kentucky Ministry. Identify ways you can adopt this ministry and come alongside them in missions action. Identify ways your church can engage your community similar to what this ministry is doing. Highlight the State Offering Goal and your Church's goal. Incorporate a unique challenge to help your church meet your goal.
- *Focused Prayer Time* (10-15 minutes) - Include prayer for missionaries with birthdays in "Prayer Patterns" in Missions Mosaic, KBC's InterSeed Calendar, and the KBC's Church Planter of the Week. Use the EBO prayer cards and incorporate creative ways to engage your group in prayer.
- *Dismiss*

# GET STARTED

*Goal: engage attention, surface attitudes about cost and authenticity in worship.*

## Needed Resources

- 2 “gift” objects, identical
- 2 plain boxes that will hold the gifts
- Wrapping supplies, ribbon, paper, etc.

## Prepare in Advance

- Place both “gift” objects in a plain box
- Leave 1 box with “gift” unwrapped
- Wrap 1 box with “gift” as ornately as possible.

### Option 1: Icebreaker 2-3 minutes

- **Say:** “Name one thing that would mean nothing if someone else did it for you.”
  - **NOTE (For Students):** Encourage quick examples tied to school life – e.g., doing a project, scoring in a game, sending a heartfelt message.
  - **NOTE (For Adults):** Suggest examples tied to family/work – e.g., apologizing to a significant other, signing a legal document, attending a parent-teacher meeting.
- **Ask:** “How did it feel to imagine someone else taking your place? Why does ownership matter?”
- **Transition:** “That feeling of someone else doing what only you can do gives us a picture of worship. Let’s see how David responded when he was faced with that same choice.”

### Option 2: Object lesson (3-4 minutes)

- **Show your 2 boxes:** one plain and one richly wrapped that contain the same small gift.
- **Say:** “both contain the same small gift.”
- **Unwrap the small plain one and say:** “This is what costs us nothing.”
- **Unwrap the pretty one while saying:** “This box took time, money, and intentionality to wrap. When we give God what costs us nothing, it’s like handing Him the plain box; costly worship is like presenting the wrapped gift. This isn’t about the wrapping paper – it’s about the message behind the gift. This isn’t about making worship look fancy – God isn’t swayed by appearances. It’s about whether our worship truly reflects the value we place on Him.”
  - **NOTE (For Students):** Add an illustration about a group project where one person does all the work while others get credit – why does that feel wrong?
  - **NOTE (For Adults):** Tie it to church ministry volunteers who carry burdens while others stay on the sidelines.
- **Ask:** “Which gift communicates love most clearly? Why?”

**Transition- Say:** “Now let’s see how this same principle played out in David’s life, and why it mattered so much to God.”

# STUDY AND LEARN

*This section uses short prompts to keep the flow natural. Use the timings as guides.*

## *Practical adjustments to match audience (ready-to-use)*

### For Students (grades 7-12)

- Replace the word *hinnam* with: “it means ‘for nothing’ – like getting something free.”
- Shorten exposition: 2-3 simple sentences about the census (David trusted numbers instead of God; God wanted the offering collected).
- Use quick, interactive activities: role play Araunah offering something and David refusing it; or a 60-second “what would you do?” scenario.
- Keep discussion questions concrete and brief (“Name one thing you can do this week that would actually cost you time.”).

### For Adults

- Keep the theological connections (Malachi, Hebrews, Mark) but summarize plainly before quoting.
- Invite one or two deeper reflective questions about stewardship legacy, restitution, and pastoral care.
- Offer the Do-the-Math worksheet as an optional take-home for those who like detail.

## 1) Read the Word (2 minutes)

- **Say:** Let’s open to 2 Samuel 24 and ask the Spirit to make our hearts tender and our hands ready. (Pray)
- **Ask a Volunteer:** “Please read 2 Samuel 24:1-2 and 18-25 aloud.”
- **Summarize the text:** *David sinned in ordering the census, acknowledged the sin, and David purchased Araunah’s threshing floor – refusing to offer something that cost him nothing.*
- **Ask:** “What single word or image stuck out to you in that reading? What went wrong?”

## 2) Brief Exposition – What Went Wrong? (3-4 minutes)

- **Say:** “Two things went wrong: heart and procedure.”
  - Heart: David misplaced trust – numbers and military strength can tempt us away from dependence on God.
  - Procedure: Exodus 30:13 required a half-shekel offering connected to the census; failing to collect it effectively broke God’s ordinance for atonement.
- **NOTE: If Pressed for time, you can combine these points and Say:** “David trusted numbers instead of God, and he failed to follow God’s instructions for worship – both showed misplaced priorities.”
- **Ask:** “Which of these surprises you the most – that a king could be tempted to trust numbers, or that worship can be mishandled by oversight?”
  - **(For Students): Ask,** “Has anyone ever tried to ‘fix’ a problem without asking a teacher or parent first? What happened?”
  - **(For Adults): Ask,** “Where do we see ‘procedural’ shortcuts in church life or family life that end up harming people?”
- **Say:** But what happened when David realized he had sinned? Earlier in the chapter we see David owns his mistake. Before he pays the price, he confessed his wrongdoing to the Lord.
- **Say:** This is a key takeaway, Confession precedes costly worship.



**Leader Insight (brief):** Link sin to consequence and repentance: David’s sin leads to judgment, but his repentance (buying the site, offering sacrifices) demonstrates true turning.

# STUDY AND LEARN

This section uses short prompts to keep the flow natural. Use the timings as guides.

## Quick Leader Tips

### General

- Avoid guilt-driven appeals. Invite the Spirit to lead toward conviction and joy.
- Emphasize grace: Christ paid the final price, yet our lives should reflect costly devotion.
- Connect with pastor or appropriate lay-leader for those needing counsel about restitution or hard decisions.

### For students

- Use short sentences, fewer theological terms.
- Keep energy up and allow silly examples – the point is honesty.
- Don't shame – encourage one small step.
- Follow up next meeting (say student name you asked to check in).

## 3) Worship & Sacrifice – How Are They Linked? (2-3 minutes)

- **Say:** “So David’s failure shows us what went wrong. His confession shows us he is on the right path, but what was his next step? That’s where sacrifice comes in. **Real worship always costs something.**”
- **Say:** “Worship and sacrifice are two sides of the same coin in Scripture. When we worship, we acknowledge God’s worth; sacrifice is the tangible expression of that acknowledgment.”
- **Explain**
  - **Scripture anchors:** point to Leviticus’ requirement that offerings be without blemish (Lev. 22:17-25) and Malachi’s rebuke of cheap worship (Mal. 1:6-8). These passages teach that God deserves our best, not our leftovers.
  - **Illustration:** David refuses Araunah’s free gifts because hinnam (for nothing) would turn the altar into a token—an offering that fails to communicate true devotion. Similarly, Jesus praises the widow whose small gift cost her everything (Mark 12:41-44); the value is in the heart and the cost.
- **Ask:** “Where in our modern worship (money, time, attention) do we risk offering what ‘costs us nothing’? How does that change our view of God’s worth?”
  - **NOTE (For Students):** Prompt them to think of social media worship (likes/comments vs. real time with God) or quick prayers said while doing other things.
  - **NOTE (For Adults):** Prompt reflection on budgeting (giving from surplus vs. first-fruits), and how ministry roles can be treated as optional instead of sacred.



**Leader Insight (brief):** Encourage 60-90 seconds of partner discussion or 2-3 quick responses from the group. **Then summarize:** “Paltry offerings fail to honor God because they reduce worship to routine; costly offerings honor God because they show trust, repentance, and recognition of His worth.”

# STUDY AND LEARN

## 4) Word study – *hinnam* and David’s posture (2 minutes)

- **Say:** “David even used one specific word that drives this home – *hinnam*, ‘for nothing.’ Let’s look at it.”
- **Say:** “Look at 2 Samuel 24:24. Notice the word *hinnam* – ‘for nothing.’”
- **Ask:** “Why would David refuse Araunah’s free offer? What does that teach us about repentance and owning our sin?”
  - **(For Students): Ask,** “What’s one thing you regret doing where saying ‘I’ll fix it’ would be better than pretending someone else can.”
  - **(For Adults): Ask,** “When we want someone else to do our spiritual work, how does that affect our relationship with God?”

## 5) Gospel connection and cross references (Mark/Hebrews) (2-3 minutes)

- **Say:** “David knew worship must cost him something. But how do we balance that with Christ already paying the ultimate cost? Let’s look at how the New Testament answers that.”
- **Say:** “Compare the story of the widow’s mite in Mark 12:41-44 – Jesus praises the widow whose gift cost her everything. And Hebrews shows Christ’s once-for-all sacrifice. The point: ritual atonement is fulfilled, but worship that costs us still matters.”
- **Ask:** “If Christ paid the price, why should our giving still cost us something? How does sacrifice now reflect trust and devotion rather than obligation?”
  - **(For Students): Ask,** “How does doing something hard for Jesus show others He matters more than convenience?”
  - **(For Adults): Ask,** “How would your household look different if you treated giving and service as essential rather than optional?”
- **Say:** “Christ removes the need for legal atonement, but transformed hearts show their union with Him by costly devotion. Now we give from gratitude, not to purchase favor. Bottom Line: Costly worship points to Jesus.”

**Transition to Apply: Say:** “If costly worship mattered for David and even for the widow in Jesus’ day, what does it mean for you and me this week?”

# APPLY

*Goal: help participants choose one concrete, sacrificial action.*

## Extra Questions

For use in Small Group Discussion (choose 1 if time allows)

- (For Students):
  - When have you given someone a ‘token’ apology or effort? What would a better apology look like?
- (For Adults):
  - What legacy of stewardship do you want to leave your church or family? What first step moves you toward that legacy?

## Small-group Discussion (5-6 minutes)

Have groups of 3-4 discuss these prompts (choose what fits your group):

1. **Personal ownership:** When have you let others ‘pay’ what you should have owned spiritually (prayer, confession, discipleship)? What is one next step to take this week to own it?
    - a. *(For Students:* name one thing at school or home you can own instead of relying on someone else.)
    - b. *(For Adults:* name a ministry or family responsibility you’ve been deferring to others and one step to resume ownership.)
  2. **Costly giving:** Identify one thing you currently give that would mean nothing if someone else did it. Then pick one sacrificial gift you can offer this month (specific: amount, hours, commitment).
    - a. *(For Students:* pick a time commitment—e.g., lead a small group once this month or skip a weekend activity to serve.)
    - b. *(For Adults:* pick a financial or time-based sacrificial step for 3 months and state the amount/hours.)
- **Ask:** “Which one concrete commitment will you take this week? Tell the person beside you for accountability.” (30-60 seconds)

## Transition to Missions Learning (1 -2 minutes)

- **Say:** “In our Missions Lesson, we’re going to see what we’ve learned about worship and sacrifice look like when viewed through the lens the Great Commission. Through Embrace Grace, one church turned costly love into discipling relationships.

# FEAT. MINISTRY-SPOTLIGHT ARTICLE

## Embrace Grace-Greenville



### COSTLY LOVE, LIFELONG DISCIPLESHIP

When Second Baptist Church, Greenville, saw that unwed expectant mothers in their community needed more than crisis help—they needed a church family—the congregation stepped forward in faith. Partnering with Pathway of Hope, a local pregnancy care center, the church launched an Embrace Grace group so women could encounter the gospel, experience grace, and be discipled within the body of Christ.

### WHY THIS MINISTRY MATTERS

Pregnancy care centers can meet immediate needs but have limited capacity for long-term discipleship. Embrace Grace bridges that gap by connecting women to local churches where they can be welcomed, taught, and mentored. It is more than “pro-life”; it is intentionally pro-love—making room for real relationships, biblical counsel, and ongoing growth in Christ.

### A CALLING ANSWERED

As Pathway of Hope’s director prayed for a leader, Second Baptist member Melissa Bivins sensed the Lord’s call. A retired OB nurse who had recently walked with her own daughter through an unplanned pregnancy, Melissa brought medical insight and deep compassion. The church quickly rallied—volunteers, resources, and meals flowed—so the ministry could begin with strength and care.

### THE 12-WEEK JOURNEY

Embrace Grace offers a 12-week, faith-based pathway that provides physical, emotional, and spiritual support. Each gathering opens God’s Word, creates space for gospel conversations, and invites women to trust and follow Jesus. Over time, participants find community and hope. The journey culminates in a church-wide Baby Shower, where the congregation tangibly blesses each mother and child.

### FROM STIGMA TO SANCTUARY

Many women who consider attending a group like this have church backgrounds yet fear shame or ostracism. Embrace Grace helps local churches become the first place they run, not the place they avoid—meeting them where they are and trusting Jesus to do the transforming work only He can do.

### DISCIPLESHIP THAT IS WORTH THE COST

David’s declaration in 2 Samuel 24:24 points us to worship that is costly. So does disciple-making. It takes time, hospitality, listening, prayer, teaching, and tangible provision. In Embrace Grace, costly love becomes a living picture of the gospel: Christ welcomed us when we were vulnerable; now we welcome others in His name.

### HOW THE ELIZA BROADUS OFFERING HELPS

Your gifts to the 2025 Eliza Broadus Offering for State Missions make this discipleship possible. Offerings help provide:

- Biblical study materials that anchor every meeting in God’s Word.
- Modest meals that create a warm, unhurried environment for conversation and care.
- Baby shower support so each participant receives practical items and a public blessing from the church family.


### REFLECTION & RESPONSE

- Where is the Lord inviting you to offer costly love this year (2 Samuel 24:24)?
- How can your class or family practice hospitality toward mothers and children in vulnerable seasons?
- Will you pray, give, and serve so that Kentucky churches remain places of refuge and discipleship for generations to come?



LEARN MORE about Embrace Grace at their national website: [EmbraceGrace.com](https://EmbraceGrace.com)

# FEAT. MINISTRY SAMPLE LEADER'S GUIDE



**Leader Insight:** *The Embrace Grace topic and abortion statistics may trigger people; you will want to provide immediate referral options (pastor, church counselor, local pregnancy center, crisis hotline). See note in Leader Helps for more details.*

## Needed Resources

- Embrace Grace Feat. Ministry Video found at [kywmu.org/ebo-resources](http://kywmu.org/ebo-resources)
- TV, Laptop, and/or Projector on which you plan on watching the video.

## Prepare in Advance

- Download the Embrace Grace video beforehand from [kywmu.org/ebo-resources](http://kywmu.org/ebo-resources) and test audio.
- If internet is unavailable, use the Spotlight article on page 11 instead."

## Optional: Interactive Viewing Guide

- *Pause ~00:00:13 (after: "to be empowered, to be disciplined").*
  - **Ask (quickly):** "What did you hear – why emphasize 'disciple' first?" (10-15 secs)
- *Pause ~00:03:47 (after: "They're coming to church for something like this party... it's not gonna be their last time.").*
  - **Ask:** "What does it mean for a church to be 'not their last time'?" (10-15 secs)

## Optional Intro (2 Minutes)

- **Ask:** "Think of a time someone showed you costly love—sacrifice that really impacted you. How did it make you feel?"
  - (Invite 2-3 responses; keep brief.)

## Scripture Tie-In (3 minutes)

- **Say:** 2 Samuel 24:24 says "I will not offer to the LORD my God that which costs me nothing."
- **Say:** David reminds us that worship and discipleship require sacrifice. True ministry is not cheap—it costs time, resources, and love. That's exactly what Embrace Grace demonstrates.

## Watch the Video (4 Minutes)

- **Say:** "As we watch listen for two ideas: (1) how Embrace Grace helps women be disciplined, and (2) how the church becomes a place of welcome."
- **Discuss\*:**
  - **Ask** "What did you hear – why emphasize 'disciple' first?" (10-15 seconds)
  - **Ask:** "What does it mean for a church to be 'not their last time'?" (10-15 seconds)
- \*Note: if you prefer interactive viewing please see Interactive viewing guide in the margin (use in place of discussion above).
- **Ask:** "What practical signs of discipleship, not just charity did you notice?"

## Story Recap (1-2 minutes)

Summarize Spotlight article (leader may read below or paraphrase):

- Second Baptist Greenville partnered with pregnancy Center Pathway of Hope to launch an Embrace Grace group, connecting unwed mothers to the church for discipleship.
- Volunteer Melissa Bivins, a retired nurse, answered God's call after walking with her own daughter through an unplanned pregnancy.
- The ministry provides a 12-week discipleship journey, Bible teaching, meals, community, and a culminating baby shower.
- The result: women encounter Jesus, experience costly love, and are disciplined into the family of God. We can see Household Salvations through the intentional life-on-life discipleship model played out through the implementation of a compassion ministry.

# FEAT. MINISTRY SAMPLE LEADER'S GUIDE

## *Sample, Concrete ways to 'cost' ourselves:*

- provide modest meals
- offer a weekly hour for mentoring
- give baby-shower supplies
- transport moms to meetings
- invite a mom to Sunday worship.

## **Discussion (4 minutes)**

- **Ask:** Why is it important that ministries like Embrace Grace connect women to a church family, not just short-term help?
- **Ask:** The video says Embrace Grace helps women 'be disciplined' and come to church in a safe setting. Is anyone in our class intentionally discipling anyone by doing life together? What practical steps would make our group a safe, discipling place?
- **Say:** David said he won't offer what costs him nothing. Embrace Grace models the costly worship David praised: the church laid out time, meals, and presence so the gospel would be believable.
- **Ask:** What is one concrete cost (time, meal, mentoring, prayer) you or our group could pay to walk with someone in a vulnerable situation like those in the video?"

**Say:** "For our welcome to be believable, our worship and our outreach should cost us something. "

## **Prayer & Response (2-3 minutes)**

- Pray for Second Baptist Greenville, Melissa Bivins, and the women served by Embrace Grace.
- Pray that Kentucky churches will be safe places of refuge and discipleship.
- Ask God to show your group how to offer costly love this year.
- Encourage: *Give, pray, and serve through the Eliza Broadus Offering so that ministries like Embrace Grace continue to flourish across Kentucky.*

*Lord Jesus, thank you that you have already paid the price. Give us hearts of true repentance, courage to live sacrificially, and hands to serve those who are vulnerable. Send wisdom to leaders and comfort to those who feel afraid. Amen.*

# GET INVOLVED WITH EMBRACE GRACE

*Embrace Grace is a church-anchored discipleship pathway whose ministry model embodies the costly worship David insists on in 2 Samuel 24:24: not token gestures, but real, sacrificial presence that invites people into gospel community. Below are simple, proven ways your class, small group, youth group, or church can join this work.*

## What to say in your letter (tone):

You want to write non-judgmental, life-affirming, gospel-centered notes. Example openers: “Dear Brave Girl – You are not alone. God loves you...” Sign with first name and church/city if desired. Several are already written for you and available on [EmbraceGrace.com/brave-girl-letter](https://EmbraceGrace.com/brave-girl-letter)

## What is a Love Box?

Love Boxes are Embrace Grace’s answer to the question, “What if a gift could help turn thoughts of hopelessness and fear into thoughts of hope and possibility?” They are given to women with unplanned pregnancies and are distributed through pregnancy centers around the country. Each box includes an invitation to a local Embrace Grace group, a handwritten “Brave Girl” letter reminding her that she’s not alone, deeply loved and going to be a great mom, a “Brave Girl” Journal and Pen, a “Best Gift Ever” Onesie, and a “A Bump in Life” Book.

## WRITE BRAVE GIRL LETTERS

Put a handwritten, gospel-shaped encouragement into Love Boxes that go to women facing unplanned pregnancy. A short note can point a frightened woman toward hope, community, and your local church.

### STEPS

- Download the Brave Girl letter template from [EmbraceGrace.com](https://EmbraceGrace.com) or make copies of the one supplied in the supplemental materials.
- Host a 20-45 minute letter-writing time in your class, youth group, or women’s ministry. Provide pens, envelopes, and brief modeling.
- Collect and bundle letters. Mail to Embrace Grace (or follow local packing/ship instructions):
  - *Embrace Grace, % Love Box, 700 W. Bedford Euless Rd., Ste G, Hurst, TX 76053.*
- Pray for the recipients before sending.

### LEADER TIPS

- Model a sample note aloud to give tone and length guidance ([EmbraceGrace.com](https://EmbraceGrace.com) has several samples online).
- Make it intergenerational – students and seniors can partner.
- Avoid giving personal contact info or asking for responses.
- Write with dignity—no “rescue” language or guilt. Focus on hope and the invitation to church.

## HOST A LOVE BOX PACKING PARTY

Have a Love Box Packing Event! Have an outreach event at your church or office and assemble Love Boxes! Embrace Grace ships the items to you unassembled along with an outreach event planning kit. After assembly, you give them to local Pregnancy Centers to gift their clients! Contact Embrace Grace to order a Love Box Party Kit at [EmbraceGrace.com](https://EmbraceGrace.com). You can even make it an outreach + discipleship moment: include a 5-minute teaching tie to 2 Samuel 24:24 about costly worship. Maybe you could invite local pregnancy center staff to attend for relationship-building.

## START AN EMBRACE GRACE GROUP

Launch the 12-week discipleship pathway that brings pregnant women (Embrace Grace) or new Dads (Embrace Legacy) into the life of the church, culminating in a church-wide baby shower and one-to-one mentorship. Embrace Grace provides the curriculum, the training, and the team to help. Connect with Embrace Grace Team at [EmbraceGrace.com](https://EmbraceGrace.com) & Request Info to start a group at your church.

# FAITH IN ACTION

*By engaging in these activities, we can move beyond simply doing good deeds to being a light in our communities, demonstrating sacrificial love, and intentionally sharing the hope and transforming power of Christ. Think of them as the opportunity to practice costly discipleship in the spirit of 2 Samuel 24:24*

## DISCIPLESHIP TRAINING & MATCH PROGRAM

### Needed Resources

- printed covenant
- small stipend for training materials.

### Notes

- For those working with children, you will need background checks
- Because you are doing life together, you may find some in need of professional counseling. Make sure to establish clear referral pathways for professional counseling.

Train laypeople to provide consistent discipleship using a simple, reproducible meeting pattern.

**Gospel Connection:** This helps you keep the Great Commission priority and keep discipleship as the fruit of your mission work. It also converts contact into disciples, builds long-term leaders, and multiplies ministry capacity.

#### Quick start (30-60 days)

- Meet with your pastor to align your training with His expectations for discipleship curriculum.
- Recruit 6-12 mature believers.
- Schedule a 3-hour training for those who have already been disciplined (listening, confidentiality, Scripture sharing, referral).
- If volunteers have not completed discipling curriculum, ask them to do so before leading; provide the curriculum and a target completion date.
- Create a simple discipleship covenant and meeting rhythm (e.g 10 life check / 5 prayer / 20 Homework & Scripture / 5 next steps).
- Match Disciplers with Disciples and set a 12-week review.
- Emphasize the reproducibility of discipleship from the first meeting onwards. Disciplers should train disciple-makers: each discipling relationship should include a clear expectation for the disciple to begin discipling others in due course.

**Volunteers:** You will need a coordinator who also can serve as accountability partner (eventually you may need 1 for men and 1 for women), a Trainer (pastor or experienced lay leader), and those willing to become disciplers. You will be working primarily with adult volunteers but mature students can serve with supervision. It may be a good idea to let saved, disciplined children to serve as teacher's aides when discipling other children in order to establish a rhythm and culture of discipleship in their lives. Make and develop a discipler covenant for all disciplers to sign (some curriculum comes with this already included).

# FAITH IN ACTION

## PRACTICAL SKILLS WORKSHOPS

### Needed Resources

- Room, instructor materials, childcare volunteers, light refreshments.

### Notes

- You might need to create and print referral resources for additional needs (housing, counseling).

Create monthly workshops that teach life skills (budgeting, cooking, resume writing, parenting basics) and include a short gospel connection. Practical help builds trust quickly and is natural bridge into mentoring and church life.

**Gospel Connection:** Ideal for helping people while naturally opening gospel conversations.

#### Quick start (30-60 days)

- Poll community for top 3 needs (budgeting, resume, parenting).
- Recruit 1-2 skilled instructors from your church.
- Plan childcare, 60-90 minute session with 5 minute gospel tie-in.
- Publicize to neighborhood and partners.

**Volunteers:** For this you will need, Workshop instructors, Childcare workers, and Hospitality/registration. This is a great opportunity to pull in your student ministry. While Adults lead, students can assist with setup, childcare, and registration/hospitality. Remember to vet instructors; require background checks for those working with children.

## TUTORING & AFTER-SCHOOL SUPPORT

### Needed Resources

- Background checks, small budget for snacks/materials, volunteer coordinator.

### Notes

- You will need to coordinate with school child-safety policies and sign MOUs when needed.

Partnering with a neighborhood school allows your long-term presence. While you meet practical needs you build gospel relationships.

**Gospel Connection:** Schools are mission fields and multiplier contexts with high strategic value. Long-term presence in a school establishes trust across families and seasons. This allows relationships to develop into gospel and later discipling relationships easily.

#### Quick start (30-60 days)

- Contact local principal/ school administrators to identify needs and requirements.
- Recruit/take background checks for 10-15 volunteers/ tutors/ mentors.
- Start a weekly tutoring or homework club (1-2 hours).
- Provide simple snacks and build relationship continuity.

**Volunteers:** You will need tutors/mentors, Program coordinator, and a Materials & logistics team. Volunteers can be comprised of adults and college-age students; older teens may serve as assistants.

# DO THE MATH

Name:

Date:

## Counting Fighting Men

Use 2 Samuel 24:9 To fill in the blanks

Israel

Fighting Men

Judah

Fighting Men

Add numbers above.

Total

Fighting Men

## Counting the Debt

Total  
Fighting Men  
*From above*

X

0.5  
Shekel

Half-shekel  
per person  
*(Ex. 30:13)*

=

Total Amount  
to be collected

Shekels

## Reflection

Read Exodus 30:12-16. What does the reason for the ransom, the intended use of the money, and the scale of the number above tell you about the seriousness of mishandling worship?

# DO THE MATH ANSWER KEY

Name:

Date:

## Counting Fighting Men

Use 2 Samuel 24:9 To fill in the blanks

**Israel** 800,000 Fighting Men

**Judah** 500,000 Fighting Men

Add numbers above.  
**Total** 1,300,000 Fighting Men

## Counting the Debt

1,300,000  
**Total Fighting Men**  
*From above*

X

0.5 Shekel  
**Half-shekel per person**  
*(Ex. 30:13)*

=

650,000  
**Total Amount to be collected**

Shekels

## Reflection

Read Exodus 30:12-16. What does the reason for the ransom, the intended use of the money, and the scale of the number above tell you about the seriousness of mishandling worship?

Answers may vary. The money was to be used as a ransom, as atonement for each man's life in order to prevent the Lord from sending a plague. It was to be used in service of the tabernacle, the place where God met man and its use was to serve as a reminder to the people. In other words, it was to save the lives of God's people, as a ransom for many and to be used in a place where God's people worshipped the Lord. It points to the debt Christ paid when he atoned for our sins on the cross, a ransom for many, whose body became our spiritual tabernacle where God and His People would Meet. To leave such a debt unpaid is tantamount to disregarding God's authority, power, and provision altogether.

# ABORTION AT A GLANCE

Over **1 Million**  
babies aborted each year




**1 in 5**  
Pregnancies end  
in abortion



**40%**  
of ALL births  
are to  
unmarried  
women



**Over 85%**  
of ALL abortions  
are to  
unmarried  
women



**4 in 10**  
Women who have had abortions  
were attending church regularly at  
the time of their abortion decision



**54%**  
Abortion patients identify as Christian



Dear brave girl,

Dear brave girl,

Love,

Love,

# S A M P L E LETTER




# DISCIPLESHIP<sup>®</sup>

R E S O U R C E S

2025 EBO ADULT/STUDENT LESSON  
SUPPLEMENTAL RESOURCE


## **50 STEPS WITH JESUS: LEARNING TO WALK DAILY WITH THE LORD**

From National WMU, this book will engage in one-on-one discipleship with a new or undisciplined believer in an easy-to-use and comprehensive seven-week study. Made for a mature believer to walk alongside a new or young-in-the-faith believer, 50 Steps with Jesus teaches what it means to be a Christian—basics of having a prayer life, studying the Bible, and understanding faith terms and practices. The workbook includes a detailed leader guide with step-by-step daily instruction in discipling a new believer. Each new believer, on completion of the study, will be charged to take what he or she has learned, turn to the leader pages, and become a disciple maker. *Available at [wmu.com](http://wmu.com).*



## **DISCIPLESHIP.ORG**

Discipleship.org is a collaborative community of men and women committed to the discipleship lifestyle—being disciples of Jesus and making disciples of Jesus. It has free resources, books, blogs, podcasts, and more focused on championing Jesus-style disciple making.



## **GROWING UP: HOW TO BE A DISCIPLE WHO MAKES DISCIPLES**

Growing Up: How to Be a Disciple Who Makes Disciples offers a manual for making disciples, addressing the what, why, where, and how of discipleship. Robby Gallaty, pastor of Long Hollow Baptist Church and founder and president of Replicate Ministries, teaches you how to utilize D-Groups to grow your relationship with God, how to defend your faith, and how to guide others in their relationships with God.

