

Celebrating

the  COOPERATIVE PROGRAM

Cooperative Program Missions Fair

- Schedule a date for a Cooperative Program (CP) Fair with the Church Council or on the church calendar.
- At least 4 months out, invite missions entities and agencies in our state or in your area which are supported by the Cooperative Program to participate. This includes BCM, Sunrise Children's services, Oneida Baptist Institute, Clear Creek Baptist Bible College, Send Relief Missionaries, NAMB and KBC Church Planters, IMB Missionaries on stateside, associational workers, and your state WMU.
- Ask each entity to set up a display that tells about it's program or ministry. Display free materials obtained from NAMB and IMB. Set up a viewing area to show missions videos about the Cooperative Program, North American Missions, and International Missions. Contact the associational office for any videos they may have.
- Let each age-level missions group or Sunday School class prepare an activity or game that can teach others about the Cooperative Program. Go to www.sbc.net/missions/the-cooperative-program for facts about CP and use with your activities. Assign spaces for these games and for the booths of invited quests. Label each space before anyone arrives to setup.
- Prepare "Did you know...?" questions about CP. Use resources found on the CP webpage for content for your questions. Request the Digital Kit for posters and other promotional material to display around the room. Include questions about your church's giving record to CP.
- Create a fair-like atmosphere in the fellowship hall or other area of the church where the event will be held. If serving items like popcorn, drinks, have the CP logo printed on labels and put on the bags or cups for these items. Consider giving away balloons with the CP logo on them or have face painting that include missions related art.
- Create a photo booth area and make a photo prop that says, "I am a CP Champion". Make other "100 years" props to use.
- Contact the KBC Communications Department and request a "CP Champion" t-shirt for your Pastors.
- See [CP Missions Fair decor ideas](#) on the last page.

Cooperative Program Sunday

- Plan a CP Sunday: Set aside [October 5, 2025](#) to emphasize the importance of CP giving.
- Share a testimony: Tell your church how the Cooperative Program has impacted you.
- Show a CP100 video: Create a short video to share how God has used CP to bless your life.
- Host a Missions Luncheon: Invite speakers and show videos about your church's investment in the Cooperative Program.
- Use new resources, videos, and a book about the Cooperative Program.

What is CP? Newsletter Article

- Make arrangements for this activity with the ministry of education or Sunday School director, and then contact each adult Sunday School teacher. Ask for five minutes of each class's opening time. Provide half sheets of blank paper, enough for each person, and a pencil for each. Ask members to answer this question: "What is the Cooperative Program?" Tell them not to sign their names.
- After you compile the answers, write an article about the results for your church newsletter.
- The following Sunday, include a CP Handout about the Cooperative Program. These are available on the CP resource page.

[Click Here to go to the CP Resources Webpage](#)

- This page provides videos, handouts, slides, graphics, and much more.

CP Missions Fair decor ideas

Click on the links to order from Amazon




100 Balloon Number

\$8.49 on Amazon



Blue Silver Balloons Set, 12 Inch

\$8.99 on Amazon



Blue Glitter Centerpiece Sticks

\$10.90 on Amazon

CP Photo Booth Ideas








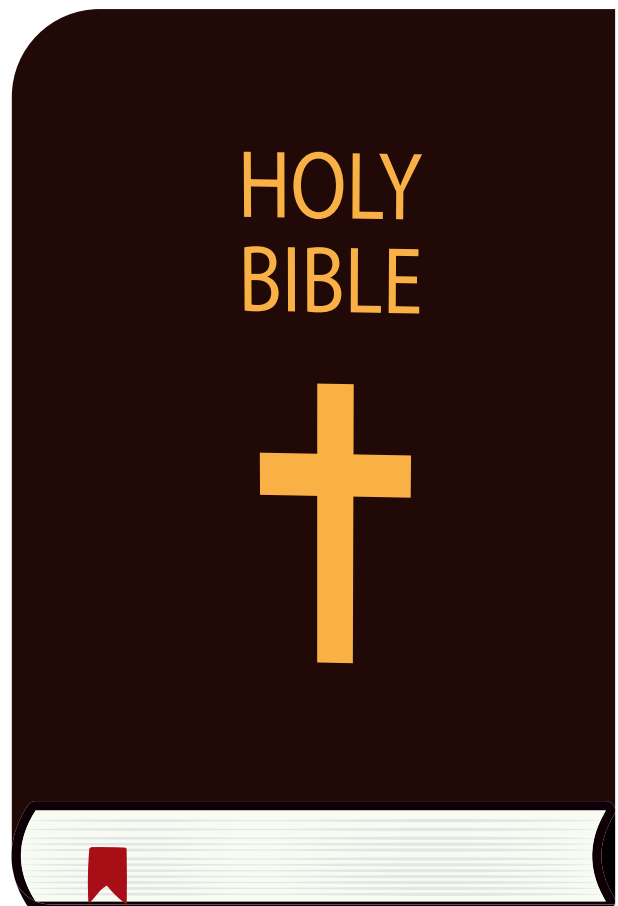

**It started
in
Kentucky**

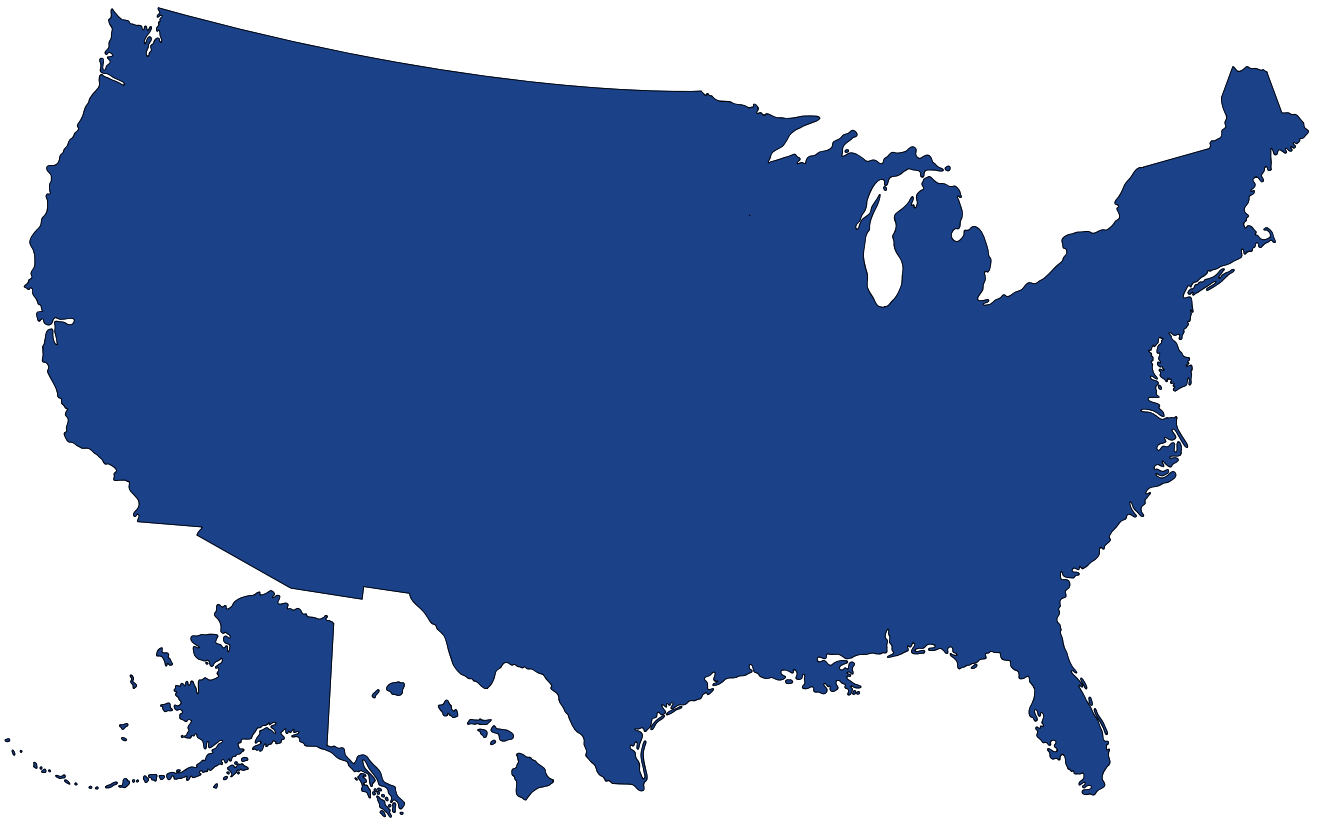


**Kentucky
Proud**



**I'm here for
the mission**







Kentucky
WMU

