

CRUCIFIXION



WHAT ARE PLUG-IN MISSIONS?

There's always time to learning about missions, and Plug-In Missions Discipleship makes it easy. Plugin Missions resources are downloadable, 30-minute lessons that can be "plugged in" anytime, anywhere. These resources are perfect for VBS, Wednesday night, family devotions, lunch and learn gatherings, seasonal events, homeschooling, afterschool programs, church business meetings, and more!.

MONDAY

TUESDAY

WEDNESDAY





THURSDAY

FRIDAY

SATURDAY

SUNDAY

HOLY WEEK



CRUCIFIXION

HOLY WEEK | Lesson 3

FOCUS SCRIPTURE(S)

1 John 3:1; Ephesians 3:18-19

OBJECTIVE

Children will learn about the crucifixion of Christ and why it was necessary. They will learn how to share the gospel with others.

MATERIALS


- NIV Bible marked: 1 John 3:1; Ephesians 3:18-19
- sticky notes
- pencils
- picture of Jesus on the cross (We've included a cartoon version for your convenience)
- tape measure or ruler

PREPARATION

1. Pray for each child in your group.

LESSON

1. Use the calendar to review the events of Holy Week. Say: *Today we are going to find out what happened on Friday of Holy Week.*
2. Show the tape measure. Ask: *How high is the highest mountain? How deep is the deepest ocean? How long is the longest river? How wide is the widest land mass?* (Give kids a chance to guess before you share: Print the following on white board: mountain- Mt. Everest at 29,029 feet; ocean- Pacific at 35,875 ft.; river-Nile at 4,132 miles; land mass-Asia at 17,374,597 square miles.) Say: *God loves us more than we can imagine!* Ask two volunteers to read the following verses in the Bible:
 - a. 1 John 3:1 and Ephesians 3:18-19.
3. *Explain that sin is anything we do, say, or think that goes against what God wants.* Give each child five sticky notes and a pencil. Instruct kids to write a sin on each sticky note. Leaders should also participate. No talking allowed.
4. Say: *The Bible says that everyone has sinned.*
 - a. *Our sin separates us from God.*
 - b. *Since God is holy or perfect, He requires a sacrifice for our sin.*
 - c. *Sacrifice means giving something up or an offering.*
 - d. *In the Old Testament, before Jesus came, God accepted animals as sacrifices for sin, but the animals weren't perfect.*
 - e. *Because of God's great love for us, He became a human being in Jesus Christ to be the sacrifice for our sin.*
5. Lead kids to place their sticky notes on themselves. Say: *We all have sinned more than what we wrote on our sticky notes.* Place the picture of Jesus on the table or on the floor in the center of the room. Now lead kids to place their sticky notes on the picture of Jesus.
6. Ask kids to gather around the picture of Jesus. Say a prayer, thanking Jesus for being our perfect sacrifice.



Below is a plan of salvation activity that kids can share with their friends and family.

PLAN OF SALVATION ACTIVITY

MATERIALS

- card stock
- fine-line markers
- poster or white board
- Bibles
- tape

PREPARATION

1. Cut 2" x 8" strips from cardstock.

Print these symbols on a piece of poster board or the white board:



3. Mark a Bible with the following verses: 1 John 4:16, Isaiah 59:1-2; Romans 5:8; John 3:16; 1 John 1:9

ACTIVITY

1. Use the symbols on the chart to explain the plan of salvation.
 - a. Heart- God loves each of us so much! Read or ask a volunteer to read 1 John 4:1.
 - b. Division sign- Our sin separates us from God. Read Isaiah 59:1-2.
 - c. Cross- Jesus took the consequences of our sin when He died on the cross. Jesus was our sacrifice. Jesus died, but He rose to life again! Read Romans 5:8 and John 3:16.
 - d. Question mark- God has done everything to show that he loves us. It is up to us to decide if we will believe and follow him. Read 1 John 1:9.
2. Give each child a strip of card stock. Lead them to draw the symbols from the poster board on their strips of card stock.
3. Tape each strip to form a bracelet.
4. Divide the group into pairs. Challenge kids to tell the plan of salvation to their partner.
5. Say: *You can use your bracelet to remember how to be saved and share with a friend!*

KIDS

plug-in
Missions

HOLY WEEK

*30-minute missions lessons about Palm Sunday,
The Last Supper, The Crucifixion, & the
Resurrection*