




**Out &
Grown**



back to
**NATURE
SCHOOL**

brought to you by

OSPREY









weareoutgrown.org

osprey.com



Shape Walk

Take a family walk around your neighborhood.
Take turns calling out different shapes you see.

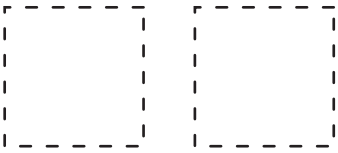
- Circle 
- Square 
- Triangle 
- Rectangle 
- Star 
- Diamond 
- Octagon 

Can you find a:



As you go, count the sides of the shapes you see.
Who can find the shape with the most sides?

Practice drawing the shapes below!





Nature Math

Bring math outside!

Step outside and take a short walk. Have your kiddo collect pinecones, pebbles, or leaves from the ground, or bring something from inside out with you.


Depending on the age of your little one, use your items to practice:

COUNTING: Count how many of the item you have.

ADDING: Group items for your kiddo and have them add it together.

SUBTRACTING: Group items and have your kiddo subtract one from the other.


MORE/LESS: Create piles and have your kiddo determine which group has more and which has less.



Nature Numbers CAN YOU FIND?

1

ONE
BUG




2

TWO
FLOWERS




3

THREE
TREES



4

FOUR
PEBBLES



5

FIVE
LEAVES





Rainbow Walk!

Step out and color your world.



Take an evening stroll with colors on your mind.

As you walk, look for each of the colors of the rainbow in nature and the neighborhood around you. See how many things in each color you can find. Color what you see below.



--	--	--	--	--	--


Color the Rainbow!

Not enough time for a walk? Take crayons and paper outdoors and color rainbows together. Say the name of each color as you go. Talk about the order of colors in the rainbow. What are your favorite colors?

Did you know?

Rainbow colors always appear in the same order!

RED • ORANGE • YELLOW
GREEN • BLUE • PURPLE





NATURE alphabet

For little kids:



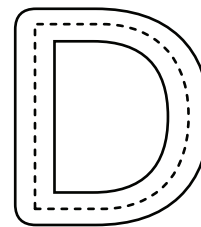
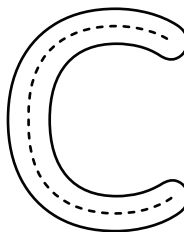
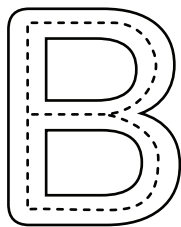
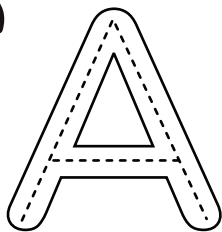
Point out things that start with a letter, or let them ask what letter the nature they see starts with.

For older kids:

Try to make your way through the whole alphabet finding things in nature and your neighborhood for each letter!



Make your evening musical and head out to your yard or around the block singing the ABCs together!



ACORN

BUTTERFLY

CAT

DOG


Thanks **for heading back to** **NATURE SCHOOL** with us!

Remember, not every outdoor adventure has to take you far away or take hours to enjoy - you can explore the nature near you in as little as 10 minutes.

Here is a list of quick outdoor activities to try this back to school season to squeeze some outdoor time into your family's busy schedule:



Take a walk after dinner.




Do homework or read a book on the porch.


Have a picnic dinner or snack.

Make a playground pitstop between errands.

Grab flashlights or glow sticks for a nighttime adventure.




Blow bubbles.



Ride bikes or scooters.

Draw a picture with chalk on the driveway or sidewalk.

Explore your nearby nature by using the free SEEK app to learn more about the plants and animals around you.



scan here
to download
the app

